

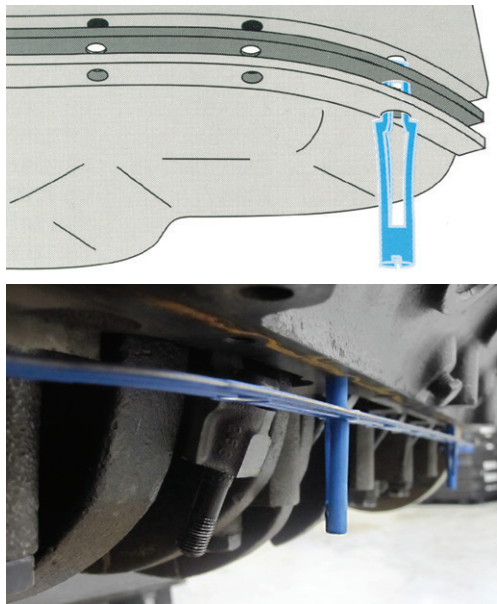
# TECBLOG **SNAP-UPS®**

**FEL-PRO® GASKETS ARE DESIGNED NOT ONLY TO PROVIDE THE MOST RELIABLE SEAL FOR EACH REPAIR, BUT ALSO FOR EASE OF INSTALLATION.**

One-piece gasket construction and rigid carrier technologies found in Fel-Pro® PermaDryPlus® and PermaDry® gaskets improve sealing and make installation easier.

## WHEN YOU NEED MORE HANDS THAN YOU HAVE...

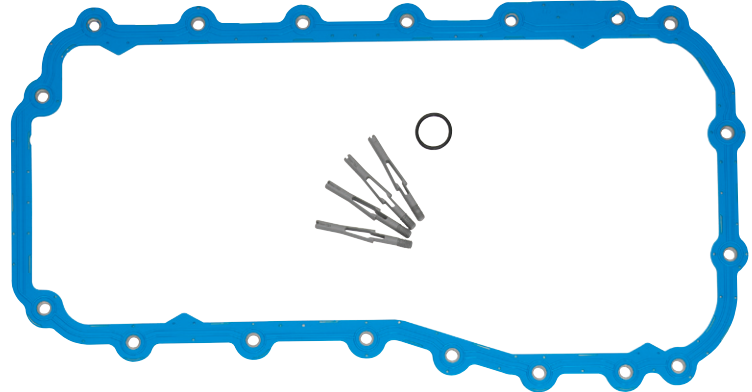
Some repairs, such as installing oil pan gaskets, are inherently more difficult than others. When replacing an oil pan gasket with the motor in the vehicle, it's not uncommon to encounter clearance issues when removing/installing the oil pan. This makes it difficult to line up the gasket with the oil pan, and requires a second set of hands – often at the expense of the little space there is to work with. Adhesives/RTV to hold the gasket in place is another option, but risk being squeezed out from the sealing area and getting into the oil pan, potentially blocking the oil pickup or clogging oil passages. (Most Fel-Pro oil pan gaskets are designed to be installed dry.) Fortunately, Fel-Pro has an innovative and easy solution to these issues.



SnapUps® in action


## ...FEL-PRO HAS YOUR BACK

Fel-Pro oil pan SnapUps® are the clean, simple and effective way to speed up pan gasket replacement. Simply thread them in, snap the oil pan gasket in place, then the pan itself and start threading the bolts in. The SnapUps are easily removed and are reusable.



## SNAP-UPS® FOR EVERY OCCASION

SnapUps are included with all PermaDryPlus oil pan gasket sets, as seen above, but can be purchased separately as well. They are an excellent tool to have because of the time and trouble they save and they take up next to no space in a tool box. SnapUps can be used on oil pans, transmission pans, sump covers and other similar applications, and are available in three different sizes:



ES 72863 – for all 5/16" bolts

ES 72864 – for all 6mm bolts

ES 72865 – for all 8mm bolts